



Dive Trips
Club Meetings
Guest Speakers
Trip Reports

June 2017

Nautilus SCUBA Club Newsletter

Cairns QLD Australia



Local dive trips and get together information

*Please note that the news letter does not publish prices on trips offered

June 2017						
M	T	W	T	F	S	S
			1	2	3	4
5	6	7	8	9	10	11
12	13	14	15	16	17	18
19	20	21	22	23	24	25
26	27	28	29	30		



For our June Trip we have provisionally reserved 12 places on Tusa 6 on Sunday 11th.

Tusa does not reserve a spot until payment has been made in full.

To pay and book, or for more information, call Tusa directly on 4047 9120. You will need to be at E Finger of Cairns Marina at 7:40 for an 8:00 departure.

Remember to tell them you are a Nautilus member. Once you have booked, please let Mark know so he can keep track of who is going. markearney54@gmail.com NB Tusa allows unguided diving, and they also have Nitrox tanks on board (subject to availability).

Club meeting
held at the Cairns Colonial Club
18-26 Cannon St. Manunda
in the Jardin Room
Photo contest image display and results
Starts at 7pm

July 2017						
M	T	W	T	F	S	S
31					1	2
3	4	5	6	7	8	9
10	11	12	13	14	15	16
17	18	19	20	21	22	23
24	25	26	27	28	29	30



For our July Trip we have provisionally reserved 12 places on Tusa 6 on Sunday 9th.

Tusa does not reserve a spot until payment has been made in full.

To pay and book, or for more information, call Tusa directly on 4047 9120. You will need to be at E Finger of Cairns Marina at 7:40 for an 8:00 departure.

Remember to tell them you are a Nautilus member.

Once you have booked, please let Mark know so he can keep track of who is going. markearney54@gmail.com NB Tusa allows unguided diving, and they also have Nitrox tanks on board (subject to availability).

Club meeting
AGM

Minke Whale Trip 7th to 10th July
with DSDD

Special dives will be organised in addition to the regular monthly day trips, these could be with Reel Cray-Zee, Rumrunner, and could be day trips or weekend trips to the reef or the Yongala. Better watch your emails for future announcements.

More Club Stuff

The Photo Competition image display and prize presentation

It occurred to me that the Nautilus Club has many new members who have no idea what happens on our photo competition night, so I thought I would explain a few things.

The major difference is that the club meeting, image display and prize presentation takes place at the Cairns Colonial Club Resort in the Jardin Room. The night kicks off at 7pm, there will be a selection of finger food and Colonial Club runs the bar.

All images submitted by the entering photographers will be on display.

As you walk around admiring the images you will notice a number on the left hand corner of each image, once you have found an image you like write the number on slip of paper (pens and paper will be available) and put the slip in the Club Members Choice ballot box, the image with the most votes wins.

The prize presentation starts at 8pm and only our MC Malcolm McDonald knows the results which just adds to the excitement of the night.

Where the Nautilus Club meeting will be on 28th June 2017



2016 photo comp night



Other business on the night:

There will be nomination forms available for club member of the year, bubble head award and committee nomination forms and a separate box to deposit your forms.

Note to Photographers:

At the end of the night please collect your images from the display, any images left behind will be deemed as unwanted and will be given away or disposed of.

Trip winning entrants will be expected to submit images and trip report for the interest of our club members and prize sponsor.

Back in December four of us (Eden, Colin, Tracy and Phil) bagged some cheap flights to Bali, flights booked we then decided on a 10 night dive odyssey at the Liberty Dive Resort Tulamben. Leaving Cairns in the early evening we all arrived travel weary at the resort 5am local time the next day. The package we had opted for gave us 3 dives a day all on Nitrox (which was standard) at various sites around 40 minutes drive in any direction from the resort.

The resort had a restaurant where we had breakfast every day and most lunches, for the evening meal we sampled the various restaurants of Tulamben.

I've got to say the food was good, the people where great, and the company easy.



Most days saw us collect our cameras from the purpose built camera room, don wet suit bottoms and boots, board the truck (yes truck) along with our dive gear and head off for a two dive morning. Rinse and repeat after lunch for a single afternoon dive. We did add a couple of extra dives in the afternoon and night, this was not expensive to do and was easily accommodated by the dive shop.

We had two dive guides between the four of us and while one was finding something for us to photograph the other one was looking for something else, so there was always plenty to photograph and no queuing up.



I want to take a minute to talk about the dive guides, these are no sheepdogs making sure you get in and out while pointing out Wally, turtles or Nemo's, these guys find stuff, Ladybugs, Pygmy Seahorses, weird shrimps, impossible Nudibranchs and if you have a particular wish to photograph some weird and wonderful critter/fish they will know what you are talking about and do their best to find it. Which is the way it is in most overseas critter hot spots.



Top left to right:
Downtown Tulamben
Diver transport
Liberty wreck beach


Bottom left to right:
Between dives.
Porter setting off to
the next entry point.

Tulamben is known for the wreck of the USAT Liberty Wreck, this is a very busy dive site and there can be queues of divers getting in and out of the water. To be honest the wreck has some interesting shapes for wide angle photography, but there is not really enough wreck left to make it a wreck dive of note. We did dive it once, very early in the morning which was really more of a hunt for sleeping bump head Parrot fish which sleep on the wreck during the night then gather in the early morning before setting off to feast on a reef.


A much prettier wreck is the purpose sunken trawler just up the coast.



Liberty wreck



Trawler wreck



Enough of the rust lust, moving on to the real reason for being there, Macro and black sand. Trouble that most photographers have photographing small things is over exposing the subject because the background sand is white, no such trouble with a black volcanic sand background even the smallest animals seem to "pop" out of the background.



Top left: Spiny Tiger Shrimp
Top right: Yellow Goby
Left: Mosaic Boxer Crab
Right: Thorny Seahorse




Entry and exit from the dive sites was via a walk down the beach into the water, (the guides carried our cameras in for us, they insist on this, thankfully). Most sites have boulder/coral in the shallows then its off down a sandy slope where every small outcrop/growth is investigated. Maximum depth on most dives was 25m and most dives where over an hour long.

On most sites we didn't see too many other divers the exception to this was the site where the Paddle Flap Scorpion fish had been found, word gets out quick.

I think the most taxing thing about the whole trip was the ride to and from the airport along with the huge waiting times to get through the various processes in Denpasar Airport. ■



Left to right descending:
Decorator Crab
Harlequin Shrimp
Bumble Bee Shrimp
Nudibranch: Eubranchius sp.
Pygmy Seahorse
Nudibranch: Cuthona sp.
Siphopteron tigrinum
Frog fish
Paddle Flap Scorpion fish
Stiliger ornatus





What Types of Light Are There?

Many photographers are constantly asking for different types of light for different results. We touched on White Light last month, now we can look at other types of light and their potential uses in photography.

Red Lights are generally known as a 'hunting' light to divers. As fish spend their time below the first few meters, their eyes don't pick up the colour red. In photography we use this type of light not for colour restoration, but to help a camera focus without scaring the subject away. When used together with a strobe, the red light will allow your camera to focus and the strobe will over-power the red light and restore the colours lost at depth. Many divers have reported photographing sea-life which is otherwise impossible to capture due to this red light!

White Light is the most commonly used type of light on the market. There are many different qualities of 'white' light, all usually differentiated by their Colour Temperature in 'Degrees Kelvin' or '°K'. The best quality lights all offer light around 5500-6000°K, which is equivalent to a clear sunny day and will offer the best results for all cameras. Other lights can appear to have a blue-tinge and be a little 'cool' in colour temperature, while the older halogen-type globes were always a little 'warm' as they offered light at around 4000°K.

UV and Blue Light can only be used in dark, poorly lit locations, such as at night time or in a cave. When this light is used on some creatures and corals, they will absorb the light and reflect a completely different colour. The creatures and corals which absorb this light are known as Bio-luminescent creatures, and this type of diving is widely known as Fluro-Diving!

UltraViolet or UV Light is a wavelength of light which is barely visible to the human eye. However, the light is being absorbed and reflected as a completely different colour, which is visible. As the UV Light is barely visible to the human eye, we don't need to use a filter to remove the excessive colours of the Blue Light. UV Torches have a wavelength rating known as NanoMetres (abbrev. nm). A rating between 390nm - 420nm indicates a UV Light which can be used without a filter.

Blue Light is a wavelength of light that is visible to the human eye, and it also has a similar effect on sea-life as the UV Light. Unlike UV Light which is not visible, a yellow 'barrier' filter is necessary to remove the excessive Blue Colour from photos, video and eye-sight. A rating of 420 - 500nm indicates a Blue Light and not a UV Light.


Infomercial

The lucky winner of this years open category "Behaviour" in the photo competition will win a 5 night stay at TUFi Resort in Papua Niugini, so I just in case you don't want to spend all your time diving read on for other options available.



THINGS TO DO AT TUFi

For all activity rates or to arrange any of the activities, please see our friendly reception staff or the resort manager.



Tufi Resort is one of the few destinations in Papua New Guinea to offer all year round diving. The clear, calm and protected waters of the tropical fjords are perfect for macro and muck diving, such as the popular House Reef, which is only 3 minutes walk from the resort. The nearest open water reef is just 15 minutes by boat. This diving paradise has over 30 major dive sites in the nearby tropical waters of the Solomon Sea, with many uncharted reefs waiting to be explored.

The stunning marine biodiversity makes this a unique reef system. Coral outcrops are so abundant with fish, that the saying "more fish than water" is a common phrase. Pelagic schools of tuna, Spanish mackerel, barracuda, white tip and black tip reef sharks, hammerheads and the rare white hammerheads, inhabit these exotic waters. Turtles, manta rays and eagle rays are also seen cruising by Tufi is home to world class diving and has some of the most experienced professional divers in Papua New Guinea on our dive team.



DIVING AT TUFİ

Minimum diver's qualification:	No Minimum
Diving skill level:	We cater for all experience and certification levels
Dive tank valves:	INT , DIN
Dive tanks available:	Mostly 11.5 litre Aluminium, 15L tanks also available
Nitrox:	Not Available
Re-breather:	Not Available
Diving Conditions	Constant visibility of 30 metres plus and water temps of 26°C to 29°C all year round.
Staff: Guide ratio:	7 - Guide ratio will depend on divers experience
Rental gear:	Available - Wave Bc'ds, Aqualung Regulators, Suunto Computers, Masks, Fins, Wetsuits. Please confirm where possible rental requirements when booking
Dive courses available:	PADI: Open water to dive master, some specialities by request
Dive retail shop:	Small, limited retail products
Dive boats:	4 customised dive boats around 30ft in length
Water sports equipment:	Canoes, windsurfers, hobie cats
Extra costs:	Daily per diver levy of 15 kina to support National Dive Association



INTRODUCTION DIVING

If you have never dived before we also offer a "discover scuba dive" as an introduction to diving. What better place to discover the wonderful underwater world than here with our certified dive instructors where we pay extra attention to personal needs and requirements. Tufi Dive Resort is a great place to experience your first dive with caring staff who will give you an experience you will never forget.

OUTER FJORD SNORKELING ON BLUE RIBBON REEF & AMUIAN BAY REEF

Blue ribbon reef is home to the blue ribbon eel and many of our local marine species, There is an abundance of soft and hard corals in full color and the reef is visited frequently by turtles and cuttlefish. Amuian bay reef lies in the middle of a Fjord and is home to many passing reef sharks and schooling fish

OUTER REEF SNORKELLING ON CYCLONE OR KIEKOS REEF

You will be taken by boat to one of our five star world class outer reefs for a snorkel. The visibility is fantastic and upon entering water it gives you a surreal experience with vibrant colors and loads of fish life like you have never seen before - a must for the snorkeler.

OUTER REEF DIVING


5-10 nautical miles offshore lies a string of reefs – 'bommies' that come up from a staggering depth of up to 600m to a nice safety-stop level of 5-7m below the surface. The outer reef experience is unsurpassed with visibility exceeding 25-30m and water temperature from 27-30 degrees. There is constant fish activity including spectacular marine life in abundance with schooling reef fish and a variety of sharks including the rare albino hammer head sharks with an abundance of little critters, ideal for macro photography.

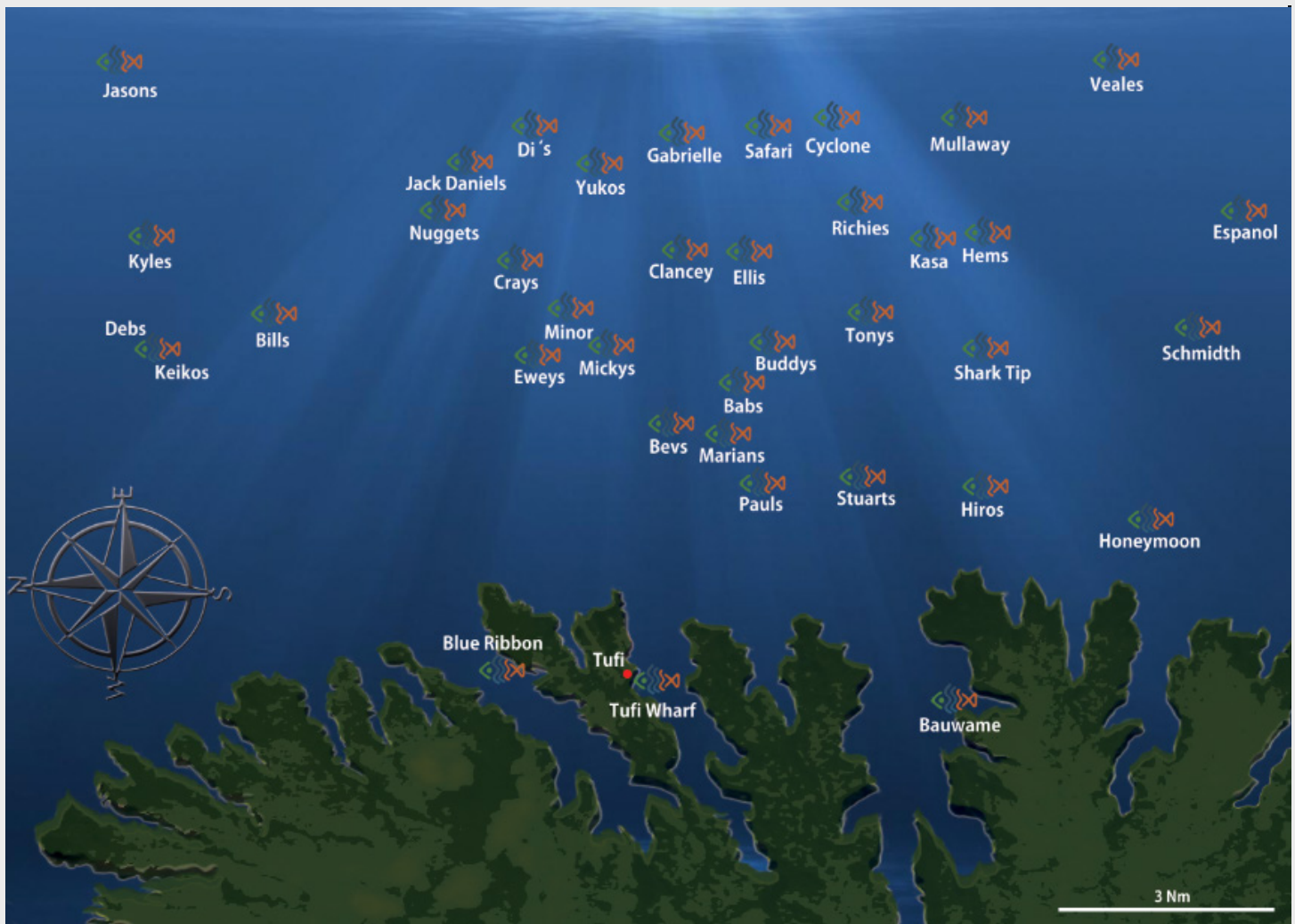
OUTER FJORDS DIVING

The fjords are excellent for macro diving with gobies, nudibranchs, shrimps and clams. These animals can be seen by diving, but conditions are also ideal for snorkelling. Because there is very little current movement in the fjords, many sponges and coral species grow prolifically and there are some very large sponges and shelf corals that are not common on the outer reefs.

HOUSE REEF & NIGHT DIVING

The house reef is also ideal for swimming and muck diving and is a perfect location to undertake night dives.






SPECIALTY WRECK DIVING

WWI Wreck Dives “Blackjack & Pistoff” The most iconic wreck to be found in the waters of PNG is the American B17 Bomber which goes by the name of Black Jack, named by her crew during WWII and after a crash landing some 74 years ago she now rests on her belly silently on the Sandy seabed. Considering the emergency landing, Black Jack is in amazing condition. Sporting a damaged nosecone and the propellers being slightly distorted on her four engines she now sets the foundations of quite an early encounter as the remainder is all still intact. A descent from the shallow coral reef leads to a steep slope to where she lies at 45m, but you’ll see her long before that with visibility of 30m plus.

Only 300m off shore and in 14m depth you’ll encounter another WWII aircraft wreck. A smaller American bomber the B25 Mitchell. Allocated by the crew she flew by the name of Pistoff and was crash landed after contact with enemy aircraft. All 7 crew members survived with the aid of local villagers (the villagers descendants regularly appear to greet the dive boat upon seeing us arrive). The visibility is generally less here due to the Sandy shoreline and seabed, you’ll find that this just adds to the whole experience of visiting this impressive relic. Other than the nose and cockpit missing the Pistoff is in fantastic condition. The engine blades are bent, but complete and the impressive twin tailplane is also standing proud. With the top machine gun turret complete and the barrels of both fuselage guns visible, it’s a dive enjoyed by all and certainly not to be missed.



TUFI RESORT FISHING CHARTERS

We can offer 3 styles of fishing at Tufi.

1. Bottom fishing for Red Emperor, Nannnygai, Sweetlip, Coral Trout, Gold Band Snapper, Mangrove Jack and other tasty reef fish. Our skilled Staff can also demonstrate "Stone Fishing" which is the traditional way the locals have caught fish.
2. Trolling for Pelagic fish like Spanish Mackerel, Wahoo, Yellowfin and Dogtooth Tuna and Giant Trevally to mention a few. All the above fish can be cooked at the resort restaurant and or filleted packed and frozen by our staff to take back on the plane with you.
3. Trolling for Billfish. If you are interested in Billfish please contact the Resort Manager prior to making a booking and also if you are interested in attempting to obtain a GFA of PNG or IGFA record.



CATAMARANS & WINDSURFERS

With a gentle breeze blowing across Tufi fjord our catamarans and windsurfers are ideal for lovers of wind and water sports. Our watersports equipment is designed for both beginners and experienced sailors in mind, for the beginners our staff can come along and teach you how to sail, or for the experienced you can go alone or with a friend. This is the perfect way to explore the fjord and outer harbour

CANOES, KAYAKS & STAND UP PADDLE BOARDS

We also have canadian club canoes and SUP boards for the exploring of our local fjord. Cruise around the bay and enjoy the awesome scenery as you pass by the overhangs from the shore. Don't forget your camera to catch the wildlife. A short distance away is Komoa beach which is must to visit by canoe



Tufi Resort offers a diverse range of cultural activities. From canoe and boat rides through to exotic beach destinations there is an activity to suit all ages on Tufi. Immerse yourself in the traditional village way of life and experience many local traditions that make Papua New Guinea unique. Tufi can also customise activities whether its a small or large group.



CULTURE ON TUFi



McLAREN HARBOUR CULTURAL TOUR

This is one of our most popular and renowned tours. On the McLaren Harbour Cultural Tour we take you by boat into one of the fjords where you will be met by local villagers on outrigger canoes in traditional dress. The villagers will then take you on their outriggers up a river deep into the inner reaches of the fjord where spirits and sorcery run wild. From the end of the fjord they will walk you through the rainforest to a sacred area and show you how to make sago, teach you about bush medicines, fire making, mat making, and traditional tattooing. You will also get to see how they use various bush materials to maintain their traditional lifestyle. When finished they will paddle you back to the boat, from there it will be a short cruise back to the resort or to the Komoa Beach. - Half day tour - Min 6 people

KOMOA BEACH

Take a canoe or take a boat across to the white sandy beach of Komoa which is located just across the fjord from Tufi Resort. On Komoa Beach you can sun bake on the white sand, explore your surrounds or snorkel on the reef in front of the beach, spend the morning or afternoon on Komoa, it is a great way to let your hair down and relax. - Min 2 people

KOMOA BEACH SUNDAY BBQ LUNCHEON

Enjoy our famous Sunday BBQ Luncheon on the beautiful Komoa Beach

SUICIDE LOOKOUT WALK

A guided tour along the ridge top between the fjords, take in the scenery & wildlife until you reach the spectacular views from suicide lookout. See the local villages and meet the locals while enjoying a coconut with them along the way. Half day Tour

BOULDERS WATERFALL AND RAINFOREST TOUR

A short ride down the coast by boat is a beautiful hidden waterfall. When you arrive at the landing area you will follow a small goat track through thick untouched rainforest with picturesque flora & fauna. Once you've reached this waterfall you can cool off with a swim in a rock pool, high above sits a boulder with cool waters of the rainforest cascading either side into the rock pool. When you have had enough our guide will take you back to the boat then ferry you back to the resort. Full day tour - Min 2 people

OROTOBA VILLAGE TOUR

Take a boat ride down the coast then trek (trek approx 1 hour) to the village of Orotoba which is sitting at the foot hills of the mountains with fantastic views of the fjords and the Solomon Sea. You can look through this large village where we have guest houses based, see the waterfalls cascading into the fjords; even enjoy a swim to cool off - then walk back down to the beach at Jebo where we will return you back to the resort by boat. - Full day tour - Min 2 people

GENERAL VILLAGE TOUR

Come and spend a morning or afternoon in one of the surrounding villages and experience life in Tufi in a traditional environment. - Half day tour

FJORD CRUISE

Enjoy a relaxing fjord cruise on one of our boats (Masalai or Crystal) seeing all that these fjords have to offer with beautiful flora & fauna and steep cliffs that seem to fall into the sea, have a swim or just sit back relax and have a drink - a great way to see the fjords with your family or friends. Bar service and toilet facilities available on board. - 2 Hrs - Min 4 people

BIRD WATCHING

Tufi is surrounded by a wide range of diverse habitats including beachfront coastal, mangroves, lowland rainforest, hill rainforests, littoral forests, coconut groves, plantations and grasslands. All have their own unique flora and fauna, but of particular importance are the butterflies and birds. Over 120 bird species have been identified within a few hours walk of Tufi. - Half day tour

CUSTOMISED ACTIVITIES

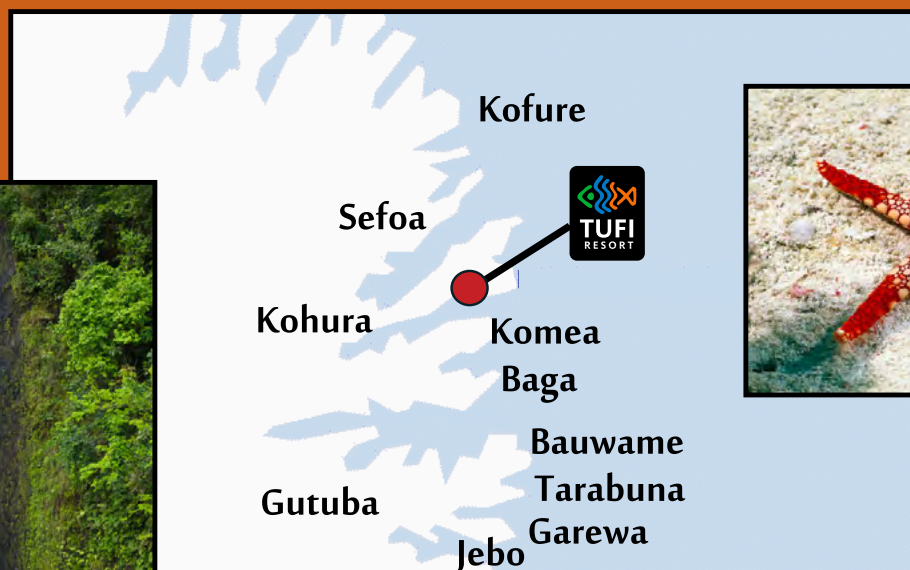

We love a challenge, If you have a special request on something you would like to do see or have us organise then just ask.





GUESTHOUSE STAYS

For a true authentic stay while in Papua New Guinea why not stay at one of the many Tufi guesthouses, scattered throughout the Oro Province. Tufi can arrange stays along with drop offs and pick ups.



THE VILLAGE ECO GUEST HOUSES

A great way to experience the culture and traditional way of life. Explore with the local fishermen, go snorkelling and catch a fresh lobster for dinner and help the village people prepare your meal, the traditional way. Observe the time-honoured ways of sago making, female tattooing, canoe making, string bag making, rope and fish net making. Experience their colourful dancing and their spellbound rituals. Be memorized by their fantastic head dress and their tapa cloth designs. Listen to the stories that have been the Tufi cultural foundation for centuries. Mix and live with the friendliest people in the South Pacific.

KOFURE GUEST HOUSE

Established for over thirty years this beautiful village setting has a population of only 70 people. Walk to the beach for snorkelling or swimming, if you like go for a canoe ride into the Fjords. Your host is well known character who is an authority on the local history and customs.

BAGA GUEST HOUSE

Just a short ride south of the resort lies the village of Baga, There are three white sand beaches a short distance from the guest house and if you enter the small side bay and walk up through the forest you'll be rewarded with the highest waterfall in the area dropping into a big natural rock faced swimming pool

BAUWAME GUEST HOUSE

Situated on a spur overlooking the fantastic Amuian Fjord, the largest one on the coast. The guest house is situated in the middle of a large village that is well known for its beautiful gardens and friendly people, there are some great trekking up into the hills and an abundance of bird life especially the giant horn bills that can be seen in huge numbers.

GAREWA GUEST HOUSE

Breathtaking position makes this a popular destination for couples; it has all the romance of the old South Pacific. Overlooks the blue Solomon sea with an incredible tropical beach at your door step, ask for their romantic waterfall tour where you are taken to spectacular water fall inside the bay by canoe, where they will leave you for a few hours with some refreshing coconut milk and cooked lobster.

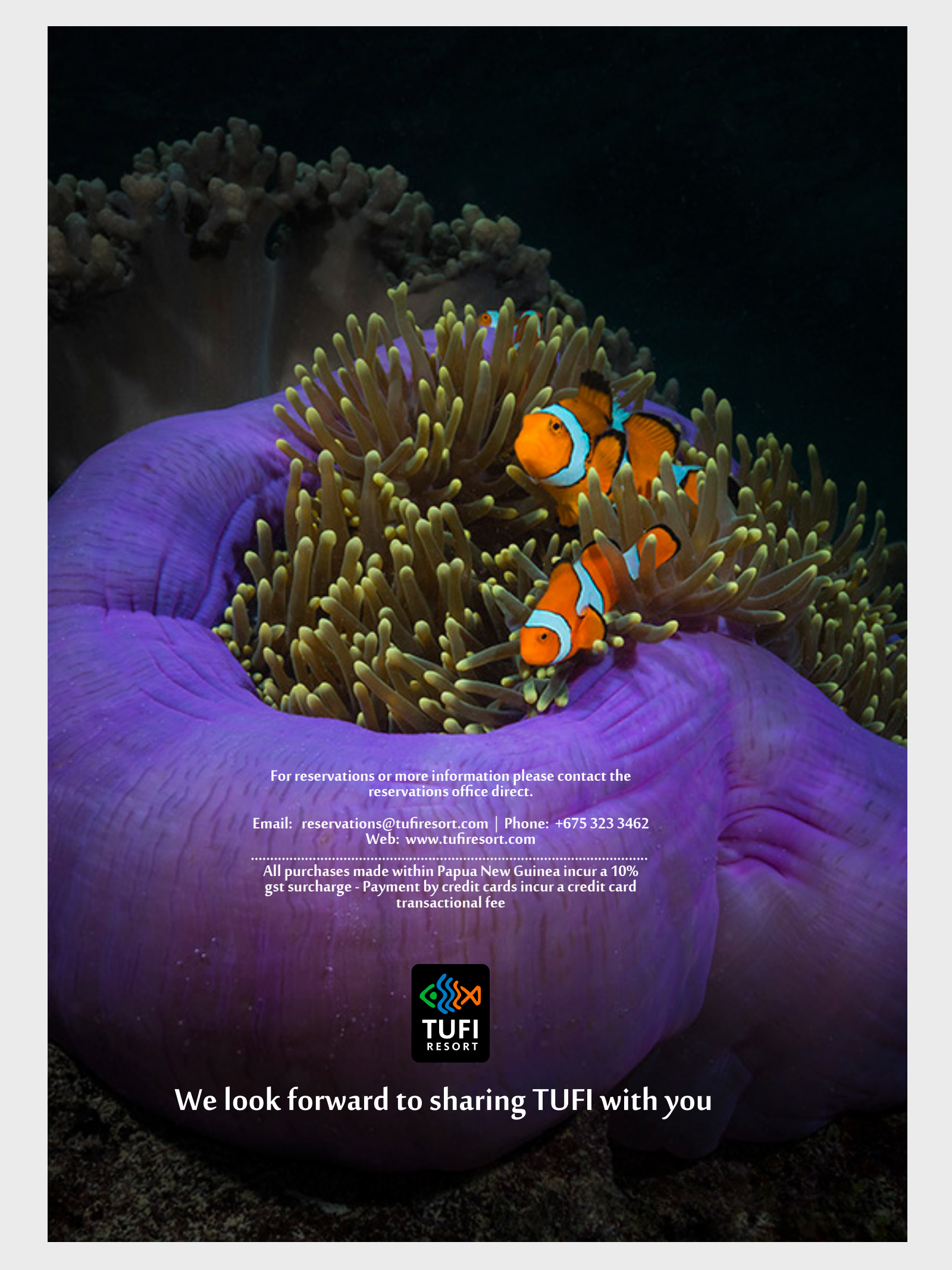
OROTOABA GUEST HOUSE

Situated up high in the hills and nestled between two fjords, this area has a lot to offer, spectacular 150metre waterfalls, and Birds of Paradise in the wild and breathtaking views of the coastline and the Solomon Sea. Your hosts are two young local guys Rodney and Jackson who really go out of their way to make you feel at home, they will take you on some great treks and share their local knowledge with you.

JEBO GUEST HOUSE

Is situated alongside a beautiful white coral sandy beach, snorkelling, swimming, waterfall tour, trekking or just relaxing on the beach. Walk through the local fishing village and be amazed at the fish that the villages bring in on their small canoes, these people have been fishing for centuries with traditional methods, and at night it is cooked and served fresh to you.



A vibrant underwater photograph featuring a large, purple sea anemone with numerous yellowish-green tentacles. Several orange and white clownfish are swimming among the tentacles. The background is dark, suggesting a deep-sea environment.

For reservations or more information please contact the
reservations office direct.

Email: reservations@tufiresort.com | Phone: +675 323 3462
Web: www.tufiresort.com

.....
All purchases made within Papua New Guinea incur a 10%
gst surcharge - Payment by credit cards incur a credit card
transactional fee



We look forward to sharing TUFI with you

THINGS YOU MAY OR MAY NOT NEED TO KNOW



The Minke Whale trip should be great this year as our seasonal visitors have already been sighted watching dive boats and divers.



Come along to our photo exhibition and presentation night, members guests are welcome.

Supporting the Nautilus Scuba Club



PARTING SHOT



Ladybug Amphipod