



2026 Photo Competition – Video entry guide

Video preparation

Your video should be no longer than 3 minutes.

Video may include above water footage (eg boat, drone) but at least 70% must be underwater footage.

- Quality – prepare the video in a high quality / high resolution format, suitable for uploading to YouTube.
- Music – music used for video soundtrack must be free of any copyright restrictions.
- Credits – please do not include any credits information in the video itself, or anything that can identify you when someone watches the video.

Uploading your video.

Entries are to be uploaded to YouTube as **unlisted** videos, such that the entrant cannot be identified from those viewing the video on YouTube. This can be achieved by creating a specific YouTube Channel for your video.

You will need the URL/weblink of the video when you enter the competition via our online entry system. Once the submission period is complete, this link will be shared with the judges and they will view the videos online without knowing who the entrant is.

Follow this guide if you need help to upload. These steps have been prepared using the desktop version of YouTube, the process may vary for mobile app versions.

Step 1 - Log in to YouTube

Open YouTube in your browser.

Sign in or create an account.

- If you already have a YouTube or Google account then sign in and skip to **Step 2**.
- If you do not already have a YouTube account then you will need to create one (you may need to use or create a Google Account as the first step). Click on Create Account (for personal use) and follow the prompts.
- You may need to “verify” your account using a mobile phone number or email.

Step 2 - Create a new Channel

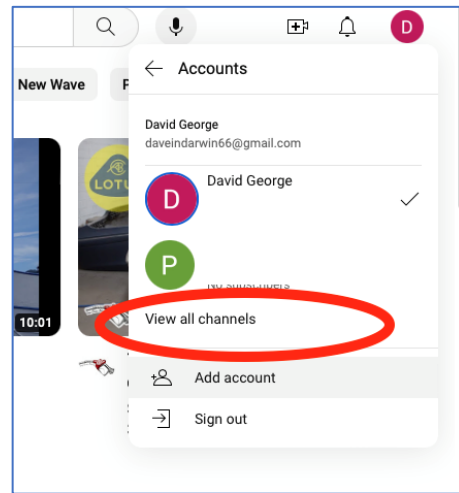
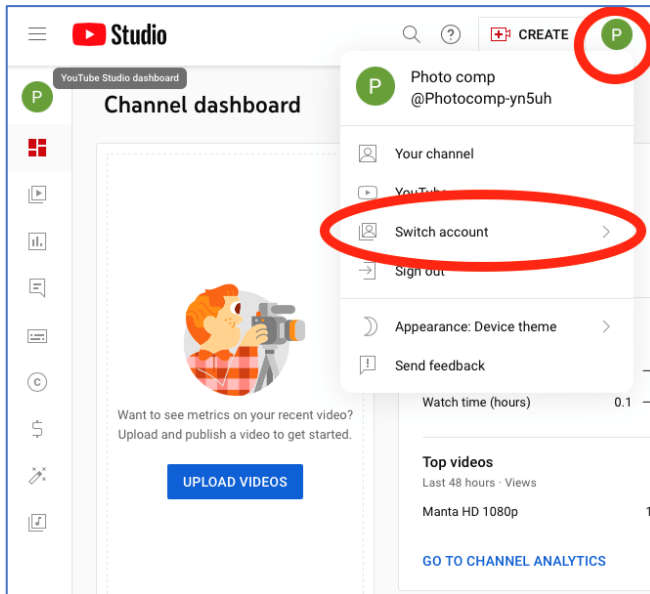
You need to create a new YouTube **Channel** that will only have your video entry, **no other videos**. This is to ensure anonymity during the judging process.

- Click on the coloured circle to get to account settings (top right of window)
- Click on “switch account”

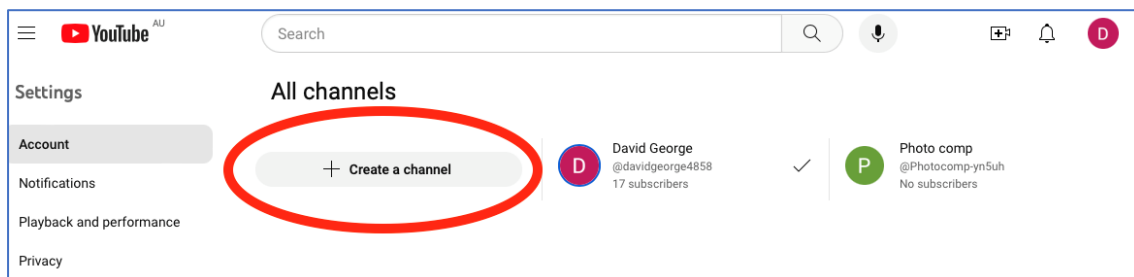


2026 Photo Competition – Video entry guide

- Click “view all channels”



- Click “Create a channel”, then choose your channel name (name it so that it doesn’t identify you to the viewer, eg “Nautilus video comp” or something like that).



You may need to go through a verification step.

YouTube will create a new Google Account, using this channel as a basis. You will be able to access this new channel via your YouTube account.

Take note of your account name and password.

Create your channel name

You can use your brand's name or another name. A good channel name represents you and your content. You can change your channel name at any time. [Learn more](#)

I understand that I am creating a new Google Account with its own settings, including YouTube search and watch history. [Learn more](#)

[CANCEL](#) [CREATE](#)

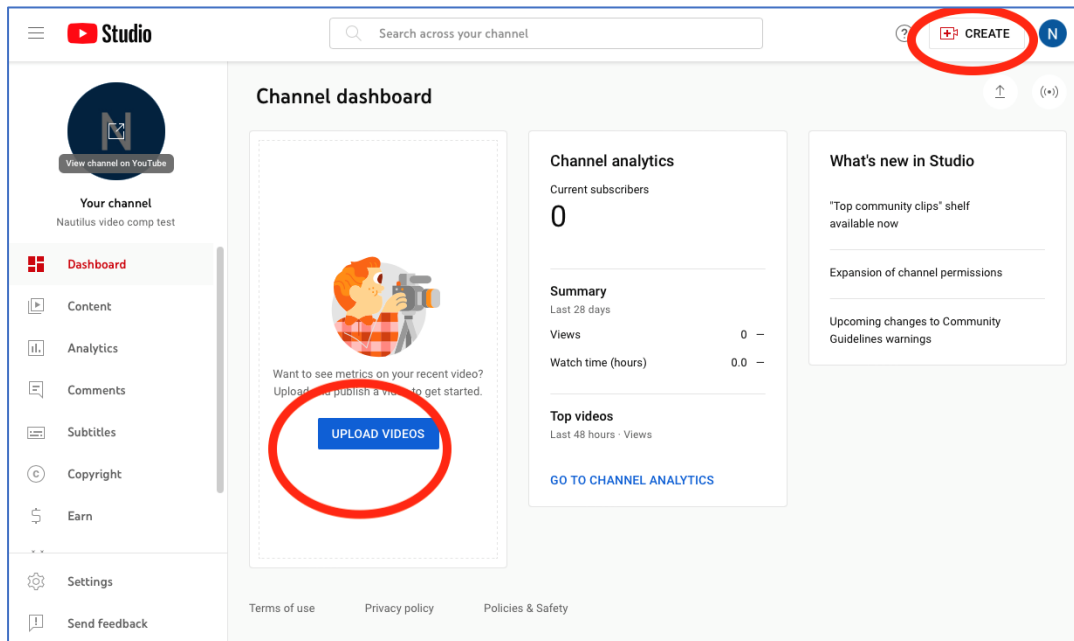
You can view and change your Google Account settings anytime at myaccount.google.com. Your channel name will be linked to a Brand Account managed by daveindarwin66@gmail.com. Learn more about [channels](#) and [Brand Accounts](#). By selecting "Create," you agree to [YouTube's Terms of Service](#).



2026 Photo Competition – Video entry guide

Step 3 Upload your video

Now it's time to upload your video to this new channel. Make sure it is actually uploaded to the **new** channel and not your existing one (i.e. if you already had a YouTube account)



If there is an option to Upload content then click on it, otherwise click on the little symbol in the top right of the window.

Select your video (or drag and drop).

Uploading can take quite a long time, depending on your file size and internet speed. While it is uploading you can still proceed with a few more steps.

Step 4 - Add video details

- Give the video has a **TITLE** that does not identify you in any way.
- Add a short description.
- If you have any copyright information for the soundtrack then add it here. YouTube will analyse the video for any copyright and give you warnings if there is a copyright issue.

In the below example, the music used is copyright free, downloaded from a provider called Purple-Planet. If their weblink is included in the Description, YouTube will “clear” that video of any copyright issues.



2026 Photo Competition – Video entry guide

The screenshot shows the YouTube video upload interface for a video titled "Raja Ampat short version Youtube". The interface is in the "Details" tab, with progress indicators for "Details", "Video elements", "Checks", and "Visibility". The "Details" section includes a title field with the text "Raja Ampat short version Youtube", a description field with the text "Music: https://www.purple-planet.com", and a thumbnail upload area. The video link is "https://youtu.be/WSBrk2HxwyY" and the filename is "Raja Ampat short version-Youtube.mov". The video is currently uploading at 43% completion, with 2 minutes left. A "NEXT" button is visible at the bottom right.

YouTube will check the video for copyright restrictions

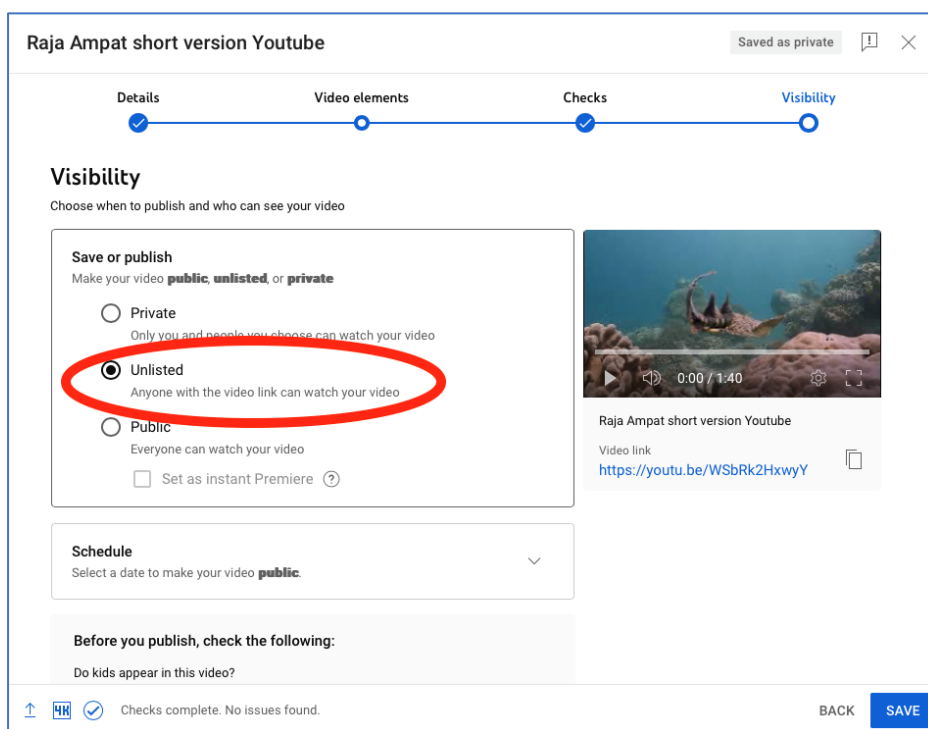
The screenshot shows the YouTube video upload interface for the same video, now in the "Checks" tab. The progress indicators show "Details" and "Video elements" as completed, and "Checks" as the current step. The "Checks" section displays a "Copyright" check with the result "No issues found" and a green checkmark. A "Send feedback" link is visible at the bottom right. The video is now fully uploaded, and the "Checks" section is complete. A "NEXT" button is visible at the bottom right.



2026 Photo Competition – Video entry guide

Step 5 - Visibility

Once the video has been uploaded successfully, you'll get this window:



You must select UNLISTED

This will publish the video publicly, so it can be seen by anyone who has the **video link** but it cannot be found by the usual google search.

You may also need to review other settings, such as “is it made for kids” etc

Click **SAVE**

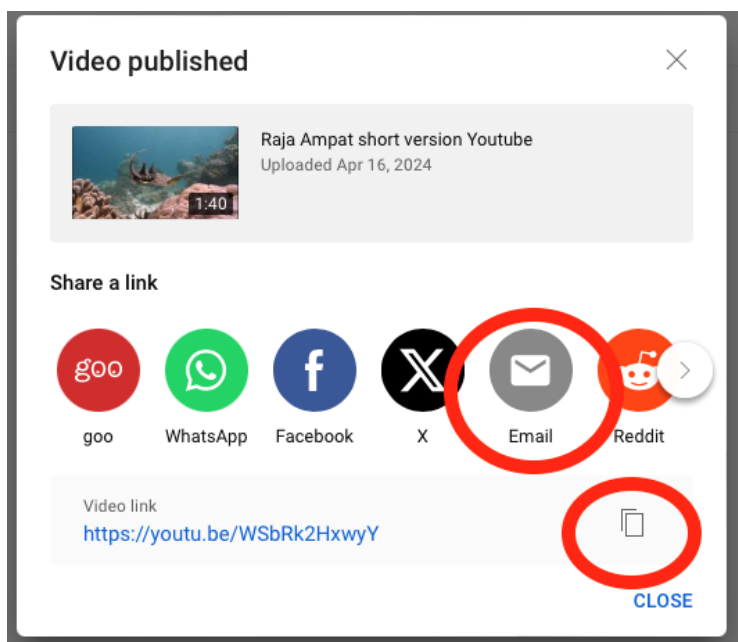


2026 Photo Competition – Video entry guide

Step 6 – Share the link

Once the video upload process is complete and the video is published, you will need the VIDEO LINK (ie URL/weblink) for including in your online entry to the competition.

You can copy/paste this link somewhere (for your records) but it is recommended that you also email it to yourself as an easy way of keeping a copy of the video link.



Either click on Email (if your computer allows you to send emails from YouTube), or copy the link and paste it into an email.

The Video Link will be forwarded to the Judges so that they can view the videos online, without identifying the entrant.

Once the judging process is complete, the organisers will download the video (or may request a new digital copy of the video) for placing on the Club's 2026 Photo Competition webpage/online gallery.

Any questions or difficulties, please contact Alex at photocomp@nautilus-scuba.net or Dave at president@nautilus-scuba.net.